


**Driving 5541/42**





**Master  
Switch**




Ignition Switch


**Push In to release  
air brakes**



**Transmission  
Control**



**Brake and  
Footfeed**



**Retarder  
Indicator**

**5 Positions**

**OFF**


**4 levels of braking**

**“1” Least braking**

**“4” maximum braking**

**Due to heat build up Limit  
4<sup>th</sup> position to 15 seconds  
max.**

**Retarder  
Control Lever**



**Headlight Switch**

FOR MAXIMUM FLOOR HI  
VENTS, PUSH "AIR FLOOR"  
PLACE SELECTOR DIAL ON  
DIAL ON "MIX" FOR MAX. I

MIX

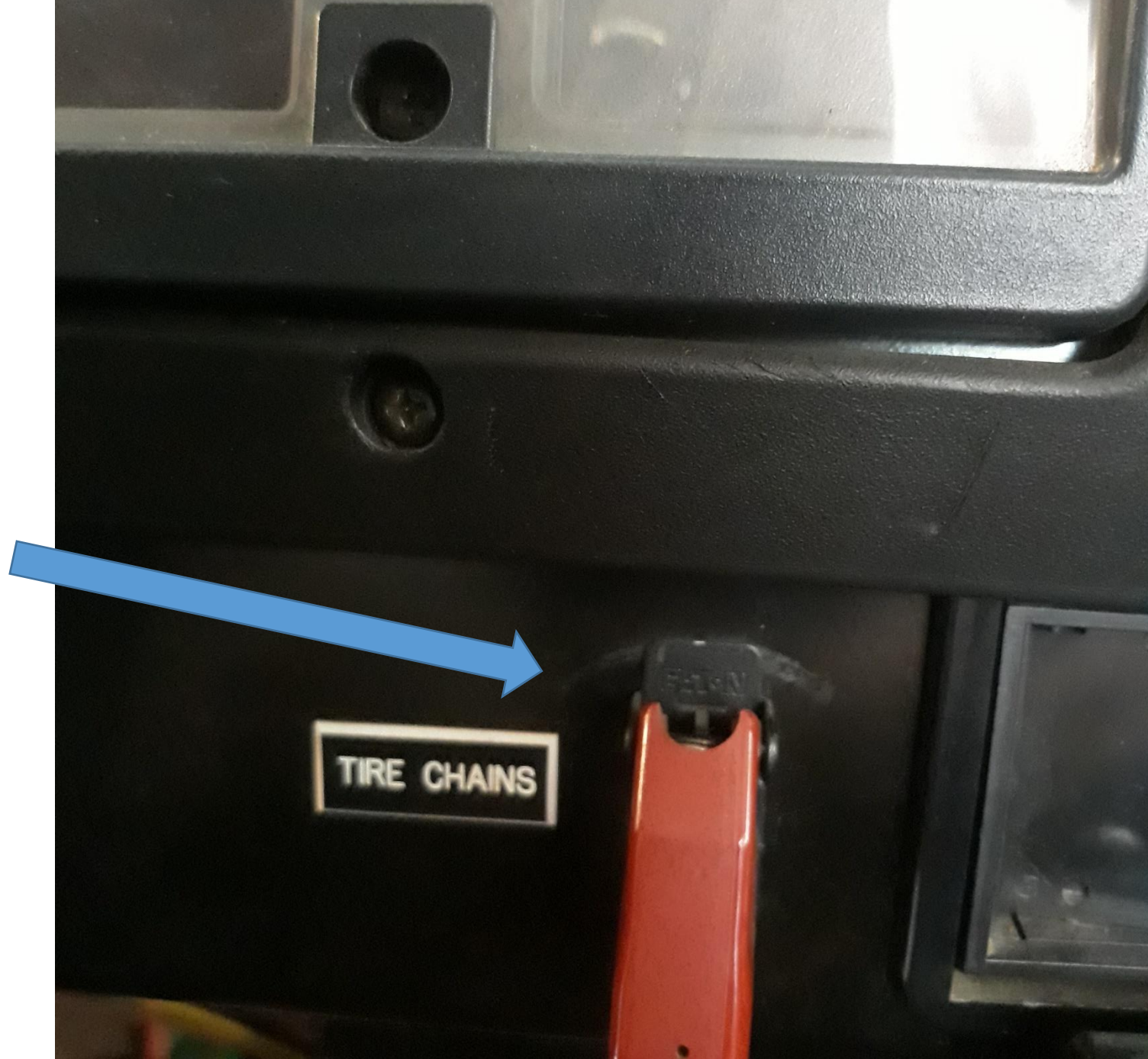
PANEL

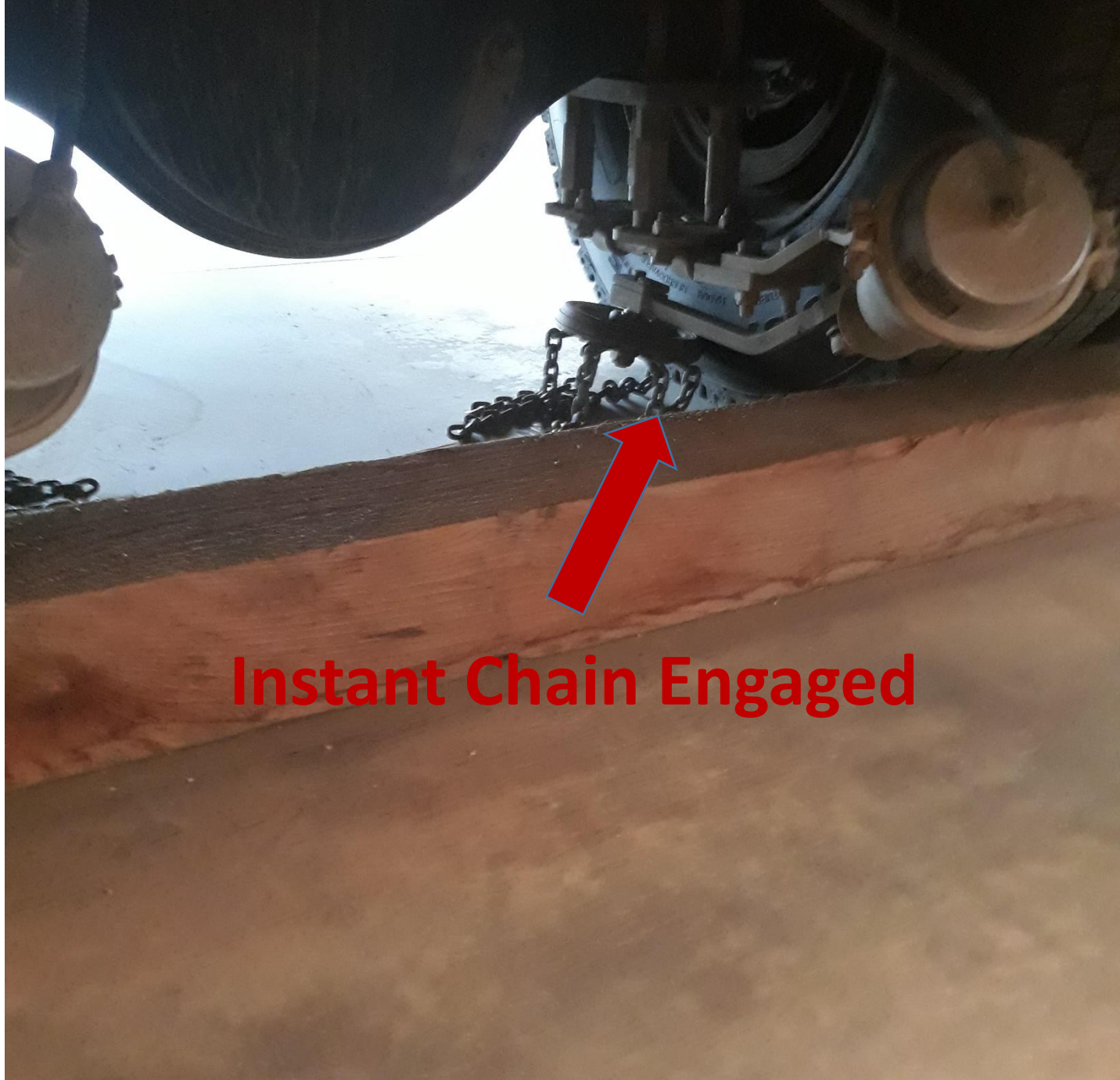
AIR  
FLOOR




**Insta chain  
switch**

**InstaChains work  
good on light  
snow or ice but  
don't work well  
in heavy snow.**






**Instant Chain Engaged**



**Instant Chains in UP position**





**5541**

**Front Axle Select Lever**

**Engages Front Axle**

**Rear Differential Lock Lever**

**Locks rear axles together to prevent one wheel from spinning by itself**

**Both Must be dis-engaged on dry roads**



**5542**

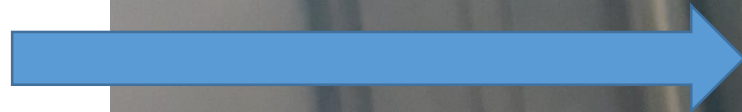
**Front Axle Engage Lever**

**Pull yellow knob toward  
Black knob and raise to  
upper position to engage**


**Rear Differential Lock Lever**

**Locks rear axles together to  
prevent one wheel from  
spinning by itself**

**Windshield  
Wiper/Washer**



Siren and PA System



Emergency Lights




PTO Switch and Indicator Lights



Radio



Tank Dump Switches



**5541 Radio Mounted up  
in Dash for better  
visibility.**







**Headphones ONLY COVER  
ONE EAR**




**Back Up Camera**

## **Electro Magnetic Retarder**

**Mounted in the drive line  
Will slow the truck but will  
not stop it.**






**500 GPM Pump  
PTO Driven**



**Drains**



SINCE 1967  
**FIRE DEPT.**

FMCSA-DOT- PERIODIC INSPECTION  
5542  
MO-YR 05-19

**Fuel Tank**

